

**UNITED STATES  
SECURITIES AND EXCHANGE COMMISSION**  
Washington, D.C. 20549

**FORM 8-K**

**CURRENT REPORT  
Pursuant to Section 13 or 15(d)  
of the Securities Exchange Act of 1934**

**Date of Report: (Date of earliest event reported): April 4, 2023**

**Calyxt, Inc.**

(Exact name of registrant as specified in its charter)

**Delaware**  
(State or other jurisdiction  
of incorporation)

**001-38161**  
(Commission  
File Number)

**27-1967997**  
(IRS Employer  
Identification No.)

**2800 Mount Ridge Road**  
**Roseville, MN 55113-1127**  
(Address and zip code of principal executive offices)

**(651) 683-2807**  
(Registrant's telephone number, including area code)

**Not Applicable**  
(Former name or former address, if changed since last report)

Check the appropriate box below if the Form 8-K filing is intended to simultaneously satisfy the filing obligation of the registrant under any of the following provisions:

- Written communications pursuant to Rule 425 under the Securities Act (17 CFR 230.425)
- Soliciting material pursuant to Rule 14a-12 under the Exchange Act (17 CFR 240.14a-12)
- Pre-commencement communications pursuant to Rule 14d-2(b) under the Exchange Act (17 CFR 240.14d-2(b))
- Pre-commencement communications pursuant to Rule 13e-4(c) under the Exchange Act (17 CFR 240.13e-4(c))

Securities registered pursuant to Section 12(b) of the Act:

Title of each class	Trading Symbol(s)	Name of exchange on which registered
Common Stock, par value \$0.0001 per share	CLXT	The NASDAQ Stock Market LLC

Indicate by check mark whether the registrant is an emerging growth company as defined in Rule 405 of the Securities Act of 1933 (§230.405 of this chapter) or Rule 12b-2 of the Securities Exchange Act of 1934 (§240.12b-2 of this chapter). Emerging growth company

If an emerging growth company, indicate by check mark if the registrant has elected not to use the extended transition period for complying with any new or revised financial accounting standards provided pursuant to Section 13(a) of the Exchange Act.

**Item 7.01. Regulation FD Disclosure.**

As previously disclosed, on January 13, 2023, Calyxt, Inc. (“**Calyxt**”) and Calypso Merger Subsidiary, LLC, a wholly-owned subsidiary of Calyxt, entered into an Agreement and Plan of Merger (the “**Merger Agreement**”) with Cibus Global, LLC, a Delaware limited liability company (“**Cibus**”) and certain blocker entities identified in the Merger Agreement. As a result of the transactions contemplated by the Merger Agreement, pre-closing Calyxt stockholders are expected to own approximately 5.0% of issued and outstanding common stock of the resulting public company, which will be renamed Cibus, Inc., and pre-closing holders of Cibus membership units and warrants are expected to own approximately 95.0% of the issued and outstanding common stock of resulting public company, in each case subject to certain limitations, dilution, and adjustments contemplated in the Merger Agreement.

Attached as Exhibit 99.1 to this Current Report on Form 8-K and incorporated herein by reference is the form of an investor presentation, which has been prepared by Cibus, to be used to discuss the transaction with certain of Calyxt’s and Cibus’ securityholders and other persons, as an updated and alternative form of investor presentation furnished on a Current Report on Form 8-K on March 28, 2023 (the “**Alternative Investor Presentation**”). The information furnished in this Item 7.01 and Exhibit 99.1 attached hereto shall not be deemed to be “**filed**” for the purposes of Section 18 of the Securities and Exchange Act of 1934, as amended (the “**Exchange Act**”), or otherwise subject to the liabilities of such section, nor shall such information be deemed to be incorporated by reference into any filing under the Securities Act of 1933, as amended (the “**Securities Act**”), or the Exchange Act, except as shall be expressly set forth by specific reference in such a filing.

**Cautionary Statement Regarding Forward-Looking Statements**

The information included in this Current Report on Form 8-K and the materials incorporated by reference herein include “forward-looking statements” within the meaning of Section 27A of the Securities Act and Section 21E of the Exchange Act. All statements, other than statements of present or historical fact included herein, regarding the transactions, the ability of the parties to the Merger Agreement to consummate the transactions, the benefits of the transactions, Calyxt’s future financial performance (including its liquidity and capital resources and cash runway), the combined company’s future performance following the transactions, and the potential for global regulatory developments, as well as Calyxt’s, Cibus’ and the combined company’s respective strategies, future operations, financial positions, prospects and plans as well as the objectives of management are forward-looking statements. Words such as “expects,” “continues,” “may,” “will,” “approximately,” “intends,” the negative of such terms and other similar expressions are intended to identify forward-looking statements, although not all forward-looking statements contain such identifying words.

These forward-looking statements are based on the current expectations and assumptions of Cibus’ and Calyxt’s management about future events and are based on currently available information as to the outcome and timing of future events. Forward-looking statements are subject to risks and uncertainties, most of which are difficult to predict and many of which are beyond the control of Calyxt and Cibus. These risks include, but are not limited to, (i) the risk that the conditions to the closing of the proposed transactions are not satisfied, including the failure to obtain stockholder approval of matters related to the proposed transactions in a timely manner or at all, (ii) uncertainties as to the timing of the consummation of the proposed transactions, (iii) risks related to Calyxt’s capital resources and the ability of Calyxt and Cibus, respectively, to correctly estimate and manage their respective operating expenses and expenses associated with the proposed transactions, (iv) risks related to Calyxt’s continued listing on the Nasdaq Capital Market until closing of the proposed transactions, (v) risks associated with the possible failure to realize certain anticipated benefits of the proposed transactions, including with respect to future financial and operating results; (vi) uncertainties regarding the impact that any delay in the closing of the proposed transactions would have on the anticipated cash resources of the combined company upon closing of the proposed transactions and other events and unanticipated spending and costs that could reduce the combined company’s cash resources; (vii) the potential for the occurrence of any event, change or other circumstance or condition that could give rise to the termination of the Merger Agreement; (viii) the possible effect of the announcement, pendency or completion of the proposed transactions on Calyxt’s or Cibus’ business relationships, operating results and business generally; (ix) risks related to unexpected costs related to the proposed transactions; (x) the potential for, and uncertainty associated with the outcome of, any legal proceedings that have been or may be instituted against Calyxt or Cibus or any of their respective directors or officers related to the Merger Agreement or the transactions contemplated thereby; (xi)

risks associated with the ability of Calyxt and Cibus to protect their respective intellectual property rights; (xii) the potential impact of competitive responses to the proposed transactions and changes in expected or existing competition; (xiii) the possibility that Calyxt, Cibus or the combined company may be adversely affected by other economic, business, or competitive factors; (xiv) risks associated with the loss of key employees of Calyxt or Cibus; (xv) risks associated with changes in applicable laws or regulations and the potential impact of such changes on Calyxt's, Cibus' or the combined company's ability to advance product development and commercialization; and (xvi) other risks and uncertainties identified from time to time in documents filed or to be filed with the Securities and Exchange Commission (the "SEC") by Calyxt or the combined company, including those discussed in the "Risk Factors" section of Calyxt's Annual Report on Form 10-K/A, which was filed with the SEC on March 3, 2023. Should one or more of the risks or uncertainties occur, or should underlying assumptions prove incorrect, actual results and plans could differ materially from those expressed in any forward-looking statements. In addition, the forward-looking statements included in this Current Report on Form 8-K represent Calyxt's and Cibus' views as of the date hereof. Calyxt and Cibus anticipate that subsequent events and developments will cause the respective company's views to change. Calyxt and Cibus specifically disclaim any obligation to update such forward-looking statements in the future, except as required under applicable law. These forward-looking statements should not be relied upon as representing Calyxt's or Cibus' views as of any date subsequent to the date hereof.

#### **Important Additional Information**

In connection with the proposed transactions, Calyxt has filed materials with the SEC, including a registration statement on Form S-4 (the "Form S-4"), which includes a proxy statement of Calyxt for the stockholders of Calyxt and that will serve as a prospectus of Calyxt and an information statement of Cibus, and other documents relating to the proposed transactions. INVESTORS AND SECURITY HOLDERS ARE URGED TO READ THESE MATERIALS, INCLUDING THE FORM S-4 AND THE PROXY STATEMENT/PROSPECTUS INCLUDED THEREIN BECAUSE THEY CONTAIN IMPORTANT INFORMATION ABOUT CALYXT, CIBUS AND THE PROPOSED TRANSACTIONS. After the Form S-4 is declared effective, the definitive proxy statement included in the Form S-4 will be mailed to Calyxt stockholders as of a record date to be established for voting on the matters to be considered at the Calyxt special meeting of stockholders being held in connection with the transactions. The Form S-4, the proxy statement/prospectus included therein, and other materials filed by Calyxt with the SEC may be obtained free of charge from the SEC's website ([www.sec.gov](http://www.sec.gov)) or from Calyxt by directing a request to: Calyxt, Inc., 2800 Mount Ridge Road, Roseville, MN 55113.

#### **Participants in the Solicitation**

Calyxt, Cibus and their respective directors, executive officers and other members of management may be deemed to be participants in the solicitation of proxies with respect to the proposed transactions under the rules of the SEC. Information about the directors and executive officers of Calyxt is set forth in Calyxt's Annual Report on Form 10-K/A for the fiscal year ended December 31, 2022, which was filed with the SEC on March 3, 2023, and its definitive proxy statement for its 2023 Annual Meeting of Stockholders, which was filed with the SEC on March 22, 2023.

Other information regarding persons who may, under the rules of the SEC, be deemed to be participants in the proxy solicitation and a description of their interests in the transaction, by security holdings or otherwise, are included in the proxy statement/prospectus included in the Form S-4 and other relevant materials filed with the SEC regarding the proposed transaction. Investors should read the proxy statement/prospectus carefully when it becomes available before making any voting or investment decisions. You may obtain free copies of these documents from Calyxt or the SEC's website, as indicated above.

#### **No Offer or Solicitation**

This Current Report on Form 8-K and the materials incorporated by reference herein, which have been prepared by Cibus, shall not constitute an offer to sell or a solicitation of an offer to buy the securities of Calyxt, Cibus or the combined company, nor shall there be any sale of any such securities in any state or jurisdiction in which such offer, solicitation, or sale would be unlawful prior to registration or qualification under the securities laws of such state or jurisdiction. No offering of securities shall be made in the United States except by means of a prospectus meeting the requirements of Section 10 of the Securities Act. Subject to certain exceptions to be approved by the relevant regulators or certain facts to be ascertained, a public offer will not be made directly or indirectly, in or into any

jurisdiction where to do so would constitute a violation of the laws of such jurisdiction, or by use of the mails or by any means or instrumentality (including without limitation, facsimile transmission, telephone or internet) of interstate or foreign commerce, or any facility of a national securities exchange, of any such jurisdiction.

**Item 9.01. Financial Statements and Exhibits.**

**(d) Exhibits**

<u>Exhibit Number</u>	<u>Description</u>
99.1	<a href="#">Alternative Investor Presentation (April 2023)</a>
104	Cover Page Interactive Data File (embedded within the Inline XBRL document)

SIGNATURES

Pursuant to the requirements of the Securities Exchange Act of 1934, Calyxt, Inc. has duly caused this report to be signed on its behalf by the undersigned hereunto duly authorized.

Dated: April 4, 2023

CALYXT, INC.

By: /s/ Michael A. Carr  
Name: Michael A. Carr  
Title: President and Chief Executive Officer



# The Future of Breeding™

*Driving Sustainable Agriculture™*


**CIBUS®**

April 2023



**“Investing in seed innovation is one of the best ways to ensure food security.”**

*- Bill Gates*



# The Past & the Present

*The Oldest Industry without a Technological Moment  
Breeding is Still a Lengthy and Random Process*



## Conventional Breeding

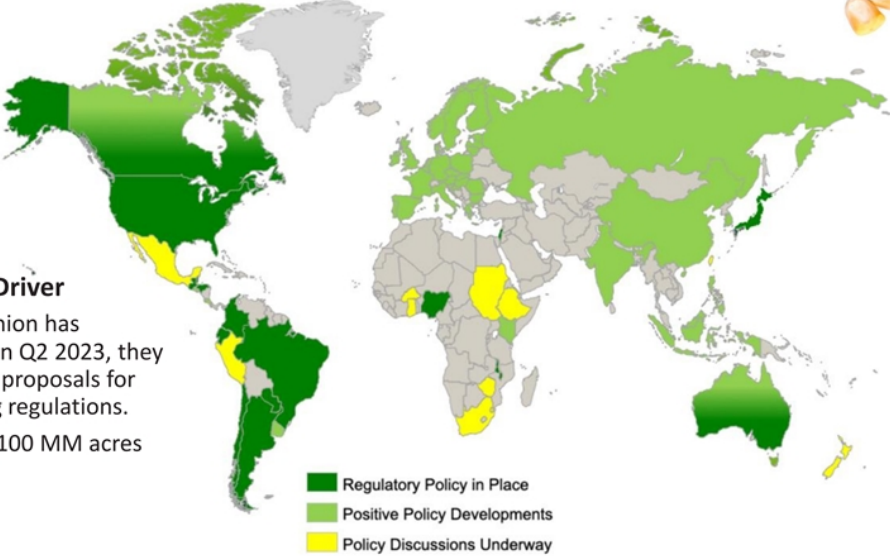
*Lengthy & Random*





# Gene Editing Can be that Moment

*Regulation of Traits as Similar to Conventional Breeding is Enabling this Moment  
Scale is Making Gene Editing the "Analogue to Digital Moment" for Agriculture*



### The EU is a Key Driver

- The European Union has announced that in Q2 2023, they will release their proposals for new gene editing regulations.
- EU represents > 100 MM acres

# Gene Editing Transforms Breeding

Trait Development in a Scale Semi-Automated "End-to-End" Process  
Enables a "Timebound & Predictable" System to Develop Traits




**"Nature Identical" Traits**  
Traits from Trait Machine that are conventional breeding like.


---

**Bio-Mfg. Standards**  
Pharma Standard Quality Control & Assurance.

**Conventional Breeding**  
*Lengthy & Random*



**The Trait Machine™**  
*Timebound & Predictable*



## Background

FOUNDED 2001 EMPLOYEES ~200

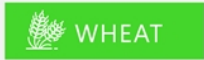
HEADQUARTERS  
San Diego, CA

## Crop Focus

### - Major Oil Crops



### - Major Grain Crops



## Plant Genetics Business

- Cibus Develops Genetic Traits for Seed Companies

## Products

### 1) Productivity Traits for Major Crops

Productivity traits that make crops more adaptable to the environment, have increased yields or require less chemicals.

### 2) Sustainable Ingredients

Renewable products or materials that don't negatively impact the environment during production, use, or disposal.

## Technology

### Non-GMO\* Gene Editing

OVER 400 ISSUED  
OR PENDING PATENTS

\* See Slide 11 for the difference between  
GMO and Non-GMO Gene Editing Technologies



# MERGER AGREEMENT

<https://www.Cibus.com/press-release.php>



## Merger Combines Key Technologies in Gene Editing

### Productivity Traits

#### Gene Edited Plants

Oil Seeds (Both)    Cereals (Both)

### Sustainable Ingredients

#### Plants, Micro-Organisms

*Yarrowia* (Cibus)    Plant Cell Matrix (Calyxt)



## Technology & Business

---

### **RTDS®/Trait Machine™**

- Revolutionary Breeding Platform

**1- Changes**

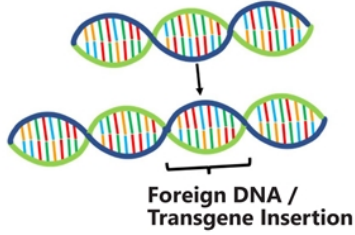
*Scale, Speed & Accuracy*

**2- Changes Opportunity Set**

*- Disease, Nitrogen Use,  
Climate Change*

**RTDS®**

**Proprietary Non-GMO  
Gene Editing Platform**



**GMO Trait Technology**

Genetic Modification integrating Foreign DNA/Transgene

**PROCESS**

Foreign DNA or Transgene integrated in Editing Process

**TRAIT PRODUCT**

Final Product has Foreign Material



**Cibus RTDS Trait Technology**

Genetic Modification w/o integrating Foreign DNA/Transgene

***Traits are Conventional Breeding-like™***

**PROCESS**

No Foreign DNA or Transgene Integrated in Editing Process

**TRAIT PRODUCT**

Final Product is "Nature identical"

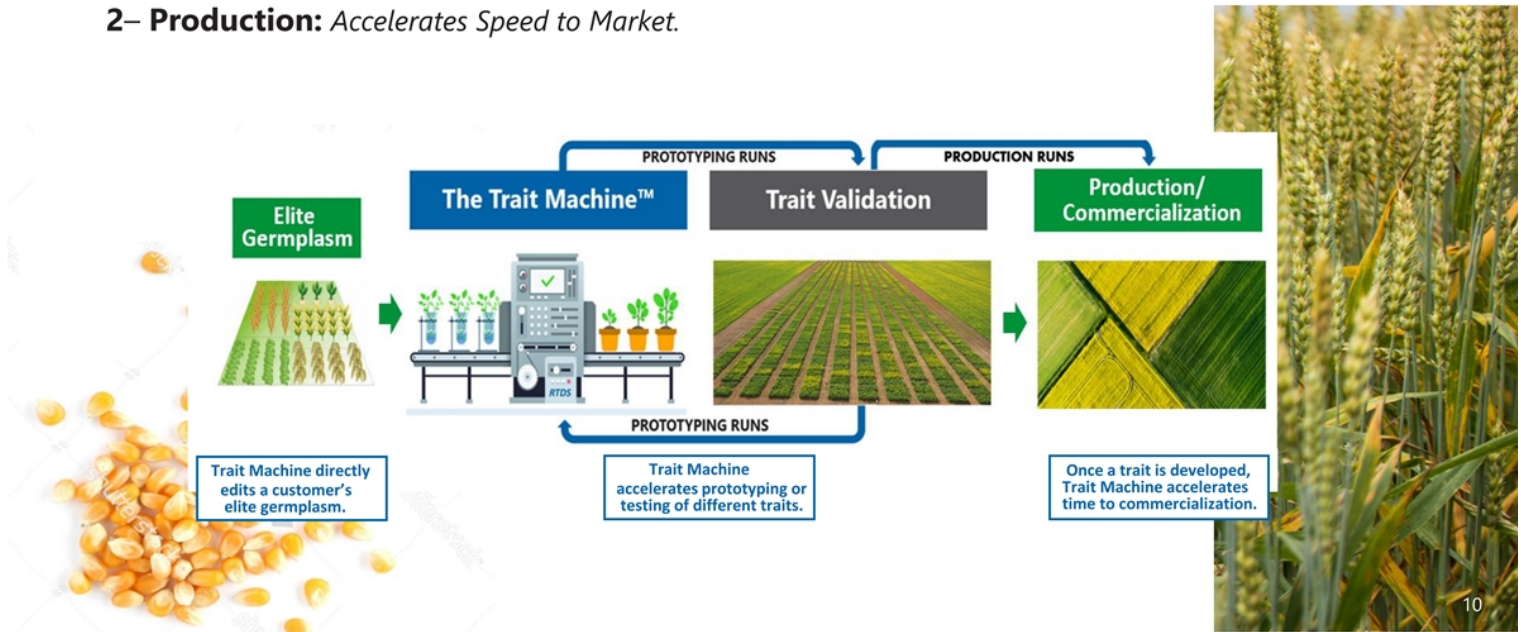
**CIBUS®**

(\*) The above charts shows the difference between GMO Trait Technology and **RTDS's trait technology**. These differences are central to a global regulatory movement to regulate Gene Editing similarly to traditional breeding. In the US, South America and certain key markets, **RTDS** technology is not regulated as GMO.

# RTDS Drives Step Changes in Breeding Two Ways

1– **Prototyping:** Accelerates Development & Proof of Concept

2– **Production:** Accelerates Speed to Market.



# Business Model: Traits Distributed in Seeds by Seed Co's

Seed Companies In-License Traits for Specific Characteristics

**E.G.:** In 2018, Corteva disclosed that they pay ~\$750 million in Trait Royalties.(\*)



## Farmers

Challenged by the impacts of  
Environment & Climate change

TURN TO

## Seed Companies

**Seed germplasm & crop specific productivity traits** drive crop performance and competition.

**Farmers pay Seed Co's trait fees within total cost charged for seed.**

WHO TURN TO

## Plant Trait Developers

**Develop productivity traits** and license Trait IP to Seed Co's.

**Seed Co's pay Trait Co's Royalties for IP associated with Traits and/or germplasms.**





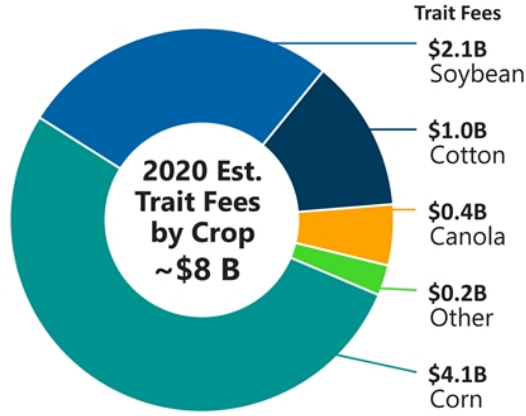
# Revenue Model: Royalties

Long History of Trait Licensing & Royalty Payments  
Royalties (Trait Fees) based on "Value Per Acre"



## Major Crops (NA & SA)

Current Market  
~400 MM Acres



## NA & SA Trait Market

- Accessible Acres ~400 MM
- Trait Fee Acres > 300 MM
- Avg. Trait Fee/Acre \$10-\$15/Acre (Weeds & Insects)
- Est. 2020 Trait Fees > \$8 Billion

Note: See slide 24 regarding data assumptions in this presentation.

Trait Fee Pricing is based on Trait Specific Economics



# Product Review

## Pipeline

3- Developed Products

3- Advanced Products

# Well Developed Broad Initial Pipeline

6 Traits Initially Targeting Canola, Rice & Soybean\*

Trait Machine Enables Serving Same Trait to Multiple Crops, Customers

## Four of the Six Traits have Applicability for Multiple Crops

\* Acres based on Canola, Rice, Soybean in N.A., S.A., EU

	ADDRESSABLE ACRES (MM)	EST. TRAIT FEE ACRES (MM)	EST. TRAIT ROYALTY		
<b>Specialty Traits</b>	Pod Shatter (PSR)	46	~ 25	\$5 - \$10	Developed
	Herbicide Tolerance #3	11	~ 4	\$20 - \$30	Developed
<b>Multi-Crop Traits</b>	Sclerotinia Resistance	237	~ 80	\$5 - \$10	Advanced
	Herbicide Tolerance #1	11	~ 4	\$5 - \$30	Developed
	Herbicide Tolerance #2	236	~ 94	\$5 - \$10	Advanced
	Nitrogen Use Efficiency	57	~ 50	\$10 - \$15	Advanced
	<b>TOTAL</b>		<b>~257</b>		

Note: See slide 24 for data sources & assumptions.



EST. CIBUS TRAIT ACRES

SPECIALTY TRAITS  
~30 MM

MULTI-CROP TRAITS  
~640 MM

# Initial Commercial Model:

Trait Machine Platforms for 3 Crops (Canola, Rice, Soybean) Addressing >250 MM Acres  
 4 of 6 Trait Products Linked to Multiple Crops; 3 Traits Starting Commercialization

## Cibus' Initial Trait Machine Platforms Service > 250 Million Acres



### Canola

TAM: **46** MM ACRES

Traits **5**

#### STATS:

Traits Fees (est.) ~\$5-\$15

#### Progress

- Customers **10**  
 - PSR Trait Transfers (est) **2023**



### Rice

TAM: **11** MM ACRES

Traits **3**

#### STATS:

Traits Fees (est.) ~\$10-\$30

#### Progress

- Customers **1**  
 - HT1, HT2 Trait Transfers **2023**



Note: See slide 24 for data sources & assumptions.

### Soybean

TAM: **190** MM ACRES

Traits **5**

#### STATS:

Traits Fees (est.) ~\$20-\$30

#### Progress

- Lead Customer **GDM**  
 (>50mm acres)

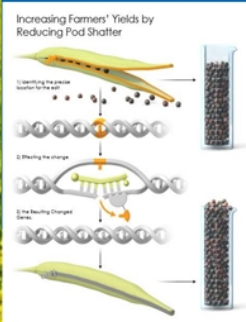
\* Acreage for North & South America, Europe

# Lead Developed Trait:

**PSR:** Pod Shatter Reduction - Canola/WOSR



**Quantifiable Savings & Pricing, Recently Issued Product Patent\*, Initial Trait Acres ~15 MM**



**PSR:** Strengthens sheath That holds oil seeds.

## POD Shatter Reduction

Sheaths or pods shatter in rain/high winds, causing yield losses of **10% or more.**

**PSR reduces pod shatter and associated seed losses**

Photo credit to the Canola Council of Canada

\* See slide 24 for data sources & assumptions.

## Commercial Progress: Developed & Transferring

**10**

Collaborations. Transfers have started

**~15 MM**

Est. Acres for Initial Customers

**2023**

1st Transfer

**2025**

Est. Commercial Launch

# Lead Advanced Trait

Sclerotinia White Mold Resistance



The First Disease Trait, Major Need in Canola & Soybean, Est. Trait Fees Acres ~80 MM

## Sclerotinia Resistance



Field Infection



Greenhouse Test Resistance



Greenhouse Test Wild Type Infected

**Sclerotinia Resistance:** **Improved Yields, Less Fungicides**

\* See slide 23 for data sources & assumptions.

## Sclerotinia Resistance

Builds plant's defense mechanisms to prevent *Sclerotinia* from infecting and colonizing a Soybean, Canola or Winter Oilseed Rape plants.

**Direct benefit from improved yields, reducing fungicide cost and their applications.**

### Major Crops

Canola/  
WOSR

Soybean

Est. Trait Fee Acres

~30 MM

~50 MM

Est. Trait Fee

~\$5-\$10

~\$5-\$10

Molecular Confirmation

Yes

Yes

Green House Confirmation

2023

NA

Field Validation (Est.)

2024

NA

# Corn & Wheat Platforms Will Add to TAM\*

Timeline: Corn and Wheat Trait Machine Platform Expected by 2025.  
Major collaborations are Expected in both Crops by 2024.

Accessible Acreage for the 5 Major Crops is ~ 530 Million Acres

\* Acres based on Corn and Wheat in N.A., S.A., EU

	ADDRESSABLE ACRES (MM)	EST. TRAIT FEE ACRES (MM)	EST. TRAIT ROYALTY	
<b>Specialty Traits</b>	Pod Shatter (PSR)			
	Herbicide Tolerance #3			
<b>Multi-Crop Traits</b>	<i>Sclerotinia</i> Resistance			
	Herbicide Tolerance #1	294	~ 117	\$5 - \$20 <b>Developed</b>
	Herbicide Tolerance #2			\$5 - \$10
	Nitrogen Use Efficiency	294	~277	\$10 - \$15 <b>Advanced</b>
	<b>TOTAL</b>	<b>~394</b>		

Note: See slide 24 for sources & assumptions.

Accessible TRAIT ACRES

MULTI-CROP TRAITS

**~394 MM**

# Multi-Crop Strategies Drive Business

*The Business is Focused on Developing "Blockbusters"*

- Multi-crop Traits with 100 Million Acre+ Market Need
- Targeting Trait Fees Ranging from \$5 to \$30 per Acre

## Target Areas

### Resistance Traits

#### **DISEASE RESISTANCE**

Able to resist or fight disease pathogens. Reduces fungicide use.

#### **INSECT RESISTANCE**

Able to resist specific pests or insects. Reduces pesticide use.

### Efficiency Traits

#### **CLIMATE CHANGE**

Addressing the impacts of climate such as drought & weather

#### **NUTRIENT PROCESSING**

Able to better process available Nutrient. Reduces fertilizer needs.

#### **AGRONOMY**

Physiological traits that improve yields and farmability

### Sustainable Ingredients

#### **PLANT OUTPUTS**

Renewable products that don't negatively impact the environment during production, use, or disposal.

#### **PROCESS OUTPUTS**

Replacing inputs or process materials that negatively impact the environment.



# Tech Strategy: Crop Specific Trait Machine Platforms

Build Crop Specific Platforms with a Pipeline of Stacked Traits Available to Each Customer.  
 Trait Machine Enables Incorporating (or Stacking) Multiple Traits Directly in a Specific Crop.

## Example: Cibus has a Multi-Trait Pipeline for Canola



	Est. Cibus Trait Acres*	Est. Trait Royalty*
<b>Pod Shatter (PSR)</b>	25 MM	\$5-\$10/Acre
<i>Sclerotinia</i> Resistance	30 MM	\$5-\$10/Acre
Herbicide Tolerance #2	20 MM	\$5-\$10/Acre
Herbicide Tolerance #1	15 MM	\$5-\$10/Acre
Nutrient Use Efficiency	46 MM	\$10-\$15/Acre
<b>Sclerotinia, HT#2, HT#1 &amp; NUE (in dark gray) are Multi-Crop Traits</b>	<b>~140 MM</b> Potential Cibus Trait Fee Acres	Royalty Potential based on Customer & Geogrpahy

Photo credit to the Canola Council of Canada

\* Trait Fee Pricing is based on Trait Specific Economics. See slide 23 for additional data sourcing & assumptions.

# Business Strategy:

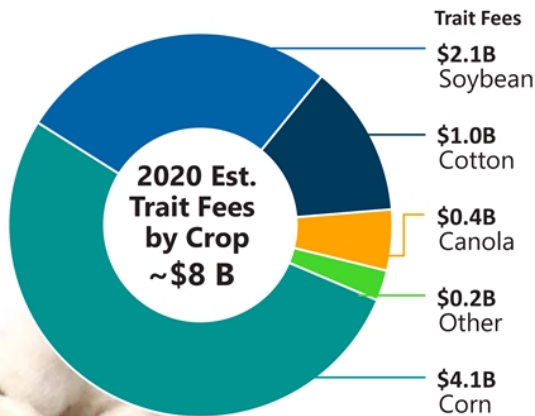
- Build Trait Machine Crop Platforms as Breeding Extensions for all Major Crops
- Build Family of 100 Million Acre + Multi-Crop Traits

## Major Crops

NA&SA

~400 MM Acres

(Note: EU Approval will add ~100 mm acres)



## The Underlying Scale of Traits

- Major Traits are Applicable to and Across Multiple Crops
- Trait Royalties are Paid for Each Trait for its Specific Economics
- Est. 2020 Trait Fees Across Multiple Crops: ~ \$8 Billion

See slide 23 regarding data assumptions in this presentation. Current 3<sup>rd</sup> party trait market is primarily GMO traits.



Trait Fee Pricing is based on Trait Specific Economics

# Disclaimer

## Securities Law Matters

This presentation has been prepared by Cibus Global, LLC (the "Company"), and the Company is responsible for its contents. It shall not constitute an offer, nor a solicitation of an offer, of the sale or purchase of securities, nor shall any securities of the Company be offered or sold, in any jurisdiction in which such an offer, solicitation or sale would be unlawful. Neither the Securities and Exchange Commission nor any state securities commission has approved or disapproved of the transactions contemplated hereby or determined if this presentation is truthful or complete. Any representation to the contrary is a criminal offense.

## Forward Looking Statements

This presentation contains forward-looking statements that involve risks and uncertainties. These forward-looking statements relate to, among other things, the expected timetable for development of certain crop traits and our future financial performance, including our operations, economic performance, financial condition, prospects and other future events. These forward-looking statements are only predictions and are largely based on our current expectations. These forward-looking statements appear in a number of places in this Presentation. In addition, a number of known and unknown risks, uncertainties and other factors could affect the accuracy of these statements. These risks may cause our actual results, levels of performance or achievements to differ materially from any future results, levels of activity, performance or achievements expressed or implied by these forward-looking statements.

## Industry and Market Data

Information about market and industry statistics contained in this presentation is included based on information available to the Company that it believes is accurate in all material respects. It is generally based on academic and other publications that are not produced for purposes of securities offerings or economic analysis. The Company has not reviewed or included data from all sources, and the Company cannot assure potential investors of the accuracy or completeness of the data included in this presentation. Forecasts and other forward-looking information obtained from these sources, including estimates of future market size, revenue and market acceptance of products and services, are subject to the same qualifications and the additional uncertainties accompanying any forward-looking statements.

## Acreage Data

This presentation has 2 available acreage calculations: TAM-Total Accessible Acres and Trait Fees Acres. These are based on the company's estimate of total hybrid acres available in: North America, South America & Europe for each crop. European acres are not currently accessible. These acres depend on a favorable outcome of the current EU Parliamentary process. They are shown to show the potential increase in available acres if the EU were to pass the proposed legislation. The EU is expected to address these changes in 2023.

## Intellectual Property

"Cibus," "RTDS," "Rapid Trait Development System," "FALCO," "SU Canola," "Nucelis," "ASAP," "A Different Breed," "Trait Machine," "Inspired by Nature," "Driving Sustainable Agriculture," "Reshaping Crop Protection," "Reinventing Trait Development," "Timebound & Predictable," "Driving Trait & Breeding Innovation", "Future of Breeding", the Cibus logo and other trademarks or service marks of Cibus appearing in this presentation are the property of Cibus. Trade names, trademarks and service marks of other companies that appear are the property of their respective holders and do not imply a relationship with, or endorsement or sponsorship of us, by these other companies. Solely for convenience, trademarks and trade names in this presentation appear without the ™ and ® symbols, but any such failure to appear should not be construed as indicating that their respective owners will not assert their rights with respect thereto.

## Company Data & Projections

1. Developed means validated field trials (Canola PSR, rice HT1, HT3); Advanced development means editing process underway with known edit targets. Beginning Development means early stage of initial edits.
2. TAM, Addressable Markets and Trait Fee Acres company estimates based on industry sources. There can be no assurance that Trait Fee Acres can be achieved.
3. Trait Machine Platforms are operational in canola and rice. Soybean is expected to be operational in Q2 2023.

## 3<sup>rd</sup> Party Data

1. Trait Fee information are 2020 estimates based on data from Agbioinvestor, US Gov., BCG and 3rd party consultants. Traits are predominantly GMO traits.
2. Corteva, 2018 Trait Royalties are from Corteva public disclosure.